

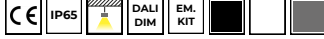
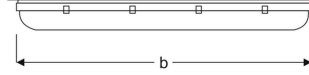
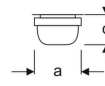
PRONA

WATERPROOF LUMINAIRES

VIN07 1255A SG30

VIN07 1255A SG40

VIN07 1255A SG60



MECHANICAL SPECS / MEKANİK ÖZELLİKLER

| | |
|---|---|
| Application Areas Uygulama Alanları | Warehouse - Parking areas - Loading areas - Industrial areas |
| Luminaire Type Ürün Tipi | Waterproof luminaires |
| Luminaire Body Ürün Gövdesi | Polycarbonate body |
| Luminaire Diffuser Ürün Difüzörü | Polycarbonate diffuser |
| Luminaire Colour Ürün Gövde Rengi | S : Ral 9005 Jet black / B : Ral 9016 Traffic White / G : Ral 9006 Grey |
| Ingress Protection (IP) Rating IP Sınıfı | IP65 |
| Impact Resistance (IK) Rating IK Sınıfı | IK08 |

OPTICAL SPECS / OPTİK ÖZELLİKLER

| | |
|--|--------------------------------|
| Light Source Işık Kaynağı | Mid Power LED |
| CRI Value CRI Değeri | >80 |
| UGR Value UGR Değeri | <21 (EN124664-1) |
| Photo Biological Class Fotobiyolojik Risk Grubu | Group-0 No Risk |
| Beam Angle Işık Açısı | 120° |
| Driver (220-240V) Sürücü | Osram - Tridonic & ENEC Driver |

ELECTRICAL SPECS / ELEKTRİKSEL ÖZELLİKLER

| | |
|---|---------------|
| Mains Voltage Giriş Gerilimi | 220-240 V |
| Mains Frequency Frekans | 50/60 Hz |
| Protection Class Koruma Sınıfı | I |
| Led Service (25°C) Led Ömrü | L80=50.000h |
| Power Factor Güç Faktörü | >0,973 |
| Operating Temperature Çalışma Sıcaklığı | -35°C & -55°C |
| Hot Wire Resistance Kablo Sıcaklık Direnci | 650°C |

OPTIONS / OPSİYONLAR

| | | | |
|-----------------------------|-----------------------------|-------------|---------------|
| 1 Hour Emergency Kit | 3 Hour Emergency Kit | DALI | SENSOR |
| + | + | + | + |

| Product Code Ürün Kodu | Power (W) Watt | Lumen (lm) Işık Akısı | Efficacy (lm/W) Verimlilik | Col. Temp (K) Kelvin | Dimensions (mm) Boyutlar (a x b x c) Ø | Pack. Qty Koli Adedi | Pack. Weight (kg) Koli Ağırlığı |
|---------------------------|-------------------|--------------------------|-------------------------------|-------------------------|---|-------------------------|------------------------------------|
| VIN07 1255A SG30 | 55 | 5500 | 100 | 3000 | 110x1270x95 | 10 | 1,00 |
| VIN07 1255A SG40 | 55 | 5500 | 100 | 4000 | 110x1270x95 | 10 | 1,00 |
| VIN07 1255A SG60 | 55 | 5500 | 100 | 6000 | 110x1270x95 | 10 | 1,00 |